



Features

- Fully configurable
- Programmable via IR remote
- Programmable sensor time-out
- Switch inputs for switch models
- Programmable switch features
- Control based on ambient light and motion detection
- Corridor mode, motion sensing with dim to comfort level



IEC62386-101 PSU

Inbuilt IEC62386 power supply with 35 mA of DALI power



IEC62386-103

Inbuilt Application controller to independently control DALI control gear



Motion detection

Detection range 360°
max. range 8 m



Configurable via IR

Sensor time-outs, switch and light control features



Product range

Order code	Description
zc-pir-st-da	Standalone smart PIR sensor 8 m
zc-pir-st-da-r	Standalone smart PIR sensor, 8 m, with inbuilt relay
zc-pir-st-da-vf	Standalone smart PIR sensor 8 m, with inbuilt volt-free relay
zc-pir-st-da-2sw-r	Standalone smart PIR sensor 8 m, with inbuilt relay and two switches
zc-pir-st-da-2sw-vf	Standalone smart PIR sensor 8 m, with inbuilt volt-free relay and two switches

Features

- PIR motion sensor
- Light level measurement
- Full control of DALI lighting
- Programmable via IR remote
- Inbuilt IEC62386-101 power supply, 35 mA
- Inbuilt IEC62386-103 application controller
- Connect multiple sensors together (max 5)

Programmable features (IR)

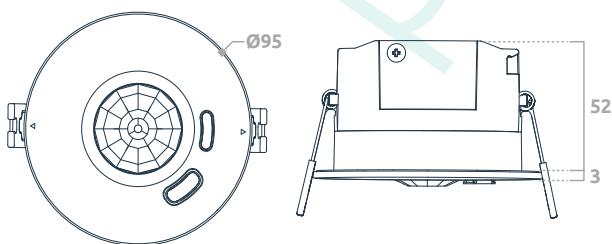
- Sensor time-out
- Corridor mode
- Daylight harvesting
- Lux level, dusk (if under lux level, activate sensor)
- Lux level, disable (if over lux level, disable sensor)

Programmable features (switch)

- Switch type (dimmer, on / off, up / down, colour dimmer, colour warmer, colour cooler)
- Switch actions (enable / disable sensor, enable / disable lux)
- Switch override time

Dimensions

Cut out Min Ø83 mm **Dimensions** Ø95 / 55 mm



Notice

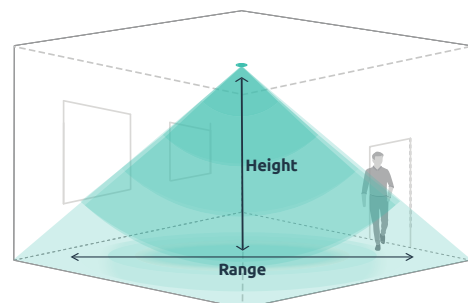
- The DALI line is not SELV. It must be treated like LV mains and treated with the same precautions and wiring regulations.

Specifications

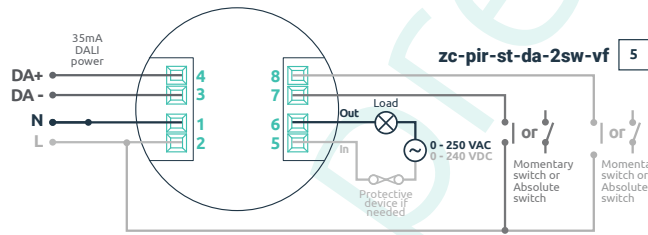
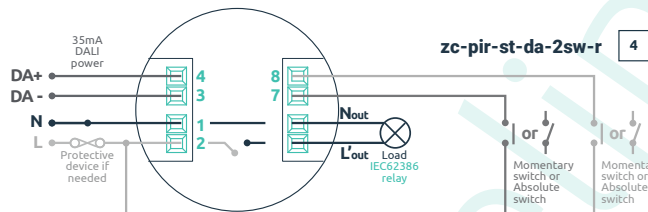
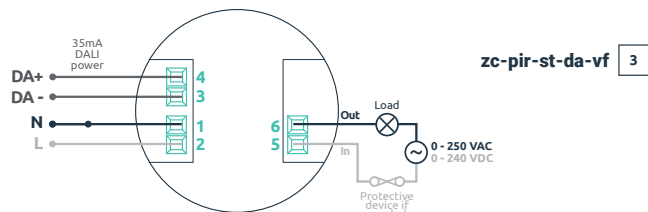
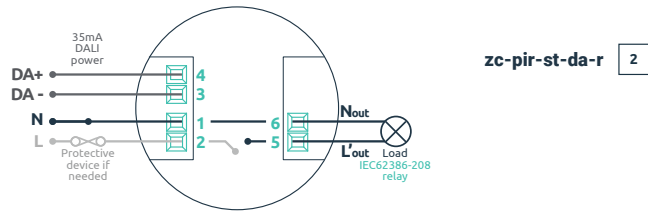
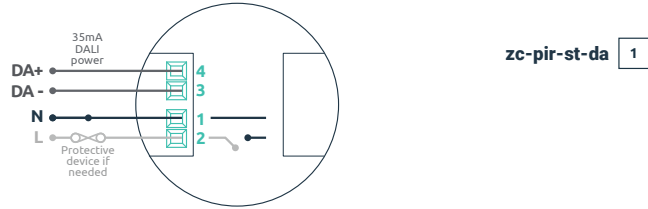
Supply	220 - 240 V ~50 Hz
Supply current	< 0.1 A
DALI power supply	35 mA 16 V (inbuilt)
Relay output (-r models)	120 A / 20 ms inrush current 10 A resistive ⚡ 6 A inductive ⚡
Output voltage rating AC (-vf models)	10 A resistive ⚡ 6 A inductive ⚡
Output load rating DC (-vf models)	0 - 25 V 3 A resistive ⚡ 25 - 240 V 200 mA resistive ⚡
Lens	Fresnel
Sensors	PIR, IR, lux
IR	38 kHz
Wiring	2.5 mm ² cable (no earth, suits round and tps)
Operating temperature	-10 to 55°C
Material	PC (body)
Ingress protection	IP54 (with seal installed into roof) IP65 (with surface or wall mount)
Mounting (kits sold separately)	Recessed (cut-out min Ø83 mm) Wall mount kit (mounting centres 85 mm) Surface mount kit Rod mount kit Conduit mount kit (mounting centres 50-60 mm)
Compliance standards	IEC 61347-2-11 EN 55015 IEC 60669-2-1 IEC 62386-101 CISPR 15 IEC 62386-103

Detection pattern

Mounting height 2 - 12 m **Range Ø** 8 m (mounted at 2.7 m)

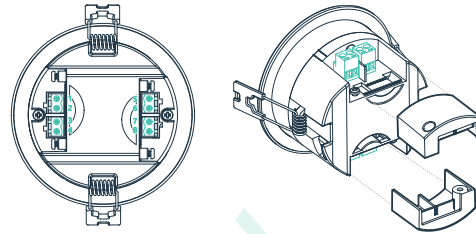


Wiring



Wiring overview

The sensor can be wired via the terminals found under the terminal covers, as seen below. The amount of terminals will vary depending on model.



Accessory range*

Fig.	Order code	Description
7	zc-smart-wall-kit	Smart sensor wall mount kit
8	zc-smart-sm-kit	Smart sensor surface mount kit, suitable for surface, rod and conduit mounting
9	zc-rodmount-wht	Rod mount kit, white, to be used with Smart sensor surface mount kit
10	n/a	Conduit mount, not supplied by zencontrol, used with Smart sensor surface mount kit
11	zc-ir-ctrl-com	Hand-held infrared control and commissioning unit



*Sold separately